

OMPC Building, Electrical & HVAC Division

**200 East 3rd Street, PO Box 732
Owensboro, Kentucky 42302-0732
270-687-8665
E-mail: warrenmv@owensboro.org**

Matthew V Warren 270-687-8661
E-mail: warrenmv@owensboro.org

Contents

Local Zoning Administrators	Page 1
Building Plan Review	1
Site Plans vs. Building Plans	2
Other Review/Permitting Agencies	2
Building Plans Submission to OMPC	2
Building Plan Requirements	3
Submission Checklist	4
Partial Permits: Site and Foundation, Shell	4, 5
Architect or Engineer Required?	5
Special Information:	
Accessibility for Persons with Disabilities	6
Structural Loads - Earthquake Design Data	6
Seismic-related Structural Tests and Inspections	6
Automatic Sprinklers for Fire Suppression	6
Fire Hazard Evaluation	6, 7
Building Trades, Kentucky Licenses, Inspections	7
Reference:	
Codes Currently Used in Kentucky	8
Call BUD Before You Dig!	8

ATTACHED FORMS:

- 321 Building Plan Review Application
- 322 Building Plan Review Fee Worksheet
- 323 Building Plan Review Fee Schedule
- 324 Fire Suppression Design Criteria
- 301 Construction Permit Application
- 303 Building Permit Fee Schedule
- 311 Summary of Building Approval Process
- 320CB Codebook Order Form
- 109 Plan/Plat Distribution (Govt. & Utility Contacts)

Local Zoning Administrators

There are two local zoning administrators in Daviess County who perform **site plan review** pursuant to local zoning requirements. This applies whether or not they are responsible for **building plan review**, inspection and permitting for a particular project.

Site Plan Review Jurisdictions in Daviess County

AREA	ZONING ADMINISTRATOR
City of Owensboro & Daviess County Unincorporated Area	Melissa Evans 270-687-8382 OMPC Building & Electrical 200 East 3 rd Street Owensboro, KY 42303 E-mail: evansmm@owensboro.org
City of Whitesville	Janet Perez 270-233-5666 Whitesville City Hall 10436 Main Cross Street PO Box 51, Whitesville, KY 42378

Each zoning administrator may route or refer site plans to other involved agencies during the review process. Subject to review are zoning/use determinations, flood plains, building location,

parking layout, landscaping, signs, drainage, utilities, etc.

Building Plan Review

By agreement between the Kentucky Department of Housing, Buildings and Construction (DOH), the Owensboro Metropolitan Planning Commission (OMPC), the City of Owensboro, and Daviess County Fiscal Court, the OMPC is granted additional responsibility under the Kentucky Building Code pursuant to KRS 198B.060(5).

OMPC Building, Electrical & HVAC

Matthew V Warren 270-687-8665 270-687-8661

Assumes primary plan review, permitting, inspection and enforcement responsibility under the Kentucky Building Code and other applicable law for the construction and alteration of buildings within the boundaries of the City of Owensboro and Daviess County (except the City of Whitesville) as follows:

- Single family dwellings, two family dwellings and multiple family dwellings
- Site placement and assembly of modular or manufactured homes (industrialized building systems)
- Storage, factory, industrial, frozen food locker, miscellaneous and utility occupancies, regardless of size or height
- Assembly, business, mercantile and church occupancies, regardless of size or height
- Educational and institutional buildings and facilities (except those facilities required to be licensed by the Cabinet for Human Resources and local jails and state owned facilities)
- All other occupancies not retained by Kentucky Housing, Buildings and Construction, below

KY Dept. of Housing, Buildings and Construction

Tim House, Deputy Commissioner 502-573-0365

Retains plan review, inspection and enforcement responsibility under the Ky. Building Code within the City of Owensboro and throughout Daviess County for all buildings below. An OMPC Building Permit also will be required for these buildings (except for projects inside the City of Whitesville).

- Institutional or educational buildings or facilities required to be licensed by the Cabinet for Human Resources (CHR has contracted with the DOH for plan review and inspection services), e.g., day care centers, hospitals, nursing homes, group homes or other similar facilities. Local jails are subject to regulation by the state Department of Corrections.
- State owned or state leased buildings
- High hazard occupancies
- Industrialized building systems, except for site placement and assembly of one and two family dwellings

Site Plans vs. Building Plans

In Owensboro-Daviess County, jurisdictions differ for site plan review (local zoning laws) and building plan review (Kentucky Building Code).

First, Contact the Local Zoning Administrator

When planning a new construction project, as soon as possible, contact the appropriate local zoning administrator to ensure the proposed construction site is properly zoned. See page 1 for jurisdictions and contact persons. The zoning administrator reviews all construction site plans within his/her jurisdiction for compliance with zoning requirements. Substantial delays may occur if a zoning change, conditional use permit or variance is necessary.

Second, Contact the Building Plan Review Authority

From the listings on page 1, determine which agency will perform the building plan review for the type of project proposed. If it is not the same as the zoning administrator above, make initial contact to determine the process for submitting building plans for review and approval.

Building Plans Submission

To OMPC Building, Electrical & HVAC

The remainder of this guide relates to building plans reviewed by OMPC Building, Electrical & HVAC.

One- and Two-Family Residential Building Projects

Do not require the submission of a Building Plan Review Application. Instead, refer directly to OMPC Form 301, Construction Permit Application.

Other Building Projects

Will require the submission of a Building Plan Review Application (Form 321), unless otherwise specified by Matthew V Warren, Associate Director, OMPC Building, Electrical & HVAC. Prior to issuance of a building permit, a completed Construction Permit Application (Form 301) must also be submitted.

(See attached forms)

Other Review/Permitting Agencies

Other agencies are responsible for reviewing, referring, permitting, and/or inspecting particular aspects of building projects. They should be contacted directly for information about their forms and procedures.

AGENCY	CONTACT	ASPECTS OF BUILDING PROJECTS
GREEN RIVER DISTRICT HEALTH DEPT. Environmental Services - Daviess County 1600 Breckenridge Street Owensboro, KY 42303	270-686-7747	<input type="checkbox"/> Plumbing plans subject to the State Plumbing Code <input type="checkbox"/> On-site sanitary sewage disposal systems (septic systems) <input type="checkbox"/> Projects involving food service, schools, hotels, motels, RV & manufactured housing parks, retail food stores, food mfg. plants, food storage warehouses and youth camps
OWENSBORO MUNICIPAL UTILITIES Water Department PO Box 806 Owensboro, KY 42302	270-926-3200	<input type="checkbox"/> OMU Water Service Backflow Prevention Requirements apply: <input type="checkbox"/> 1. If the water meter serving the facility is 1½" or greater, or <input type="checkbox"/> 2. If there is a fire sprinkler or lawn irrigation system, or <input type="checkbox"/> 3. If there is an auxiliary water source on the property -- lake, well, reservoir, river intake, etc., or <input type="checkbox"/> 4. If water is used in the facility in ways other than what is normally associated with a single-family residence
REGIONAL WATER RESOURCE AGENCY 1722 Pleasant Valley Road Owensboro, KY 42303	270-687-8443	<input type="checkbox"/> Wastewater discharge to sewer other than restrooms or sinks <input type="checkbox"/> Floor drains in any production or material storage areas <input type="checkbox"/> Solvents or hazardous materials to be used or stored <input type="checkbox"/> Wastewater pre-treatment facilities <input type="checkbox"/> Auto/truck service/repair; car/truck wash; commercial laundry; photo/x-ray processing; plant/equipment washing; printing; process wastewater; restaurant; wastewater treatment
KENTUCKY DEPT. OF HOUSING, BUILDINGS AND CONSTRUCTION 101 Sea Hero Road, Suite 100 Frankfort, KY 40601	Tim House, Deputy Commissioner 502-573-0365	<input type="checkbox"/> Building plan review for particular projects (SEE PAGE 1) <input type="checkbox"/> Plumbing plans referred by Green River District Health Dept.
KENTUCKY DIVISION OF WATER 18 Reilly Road, Frankfort Office Park Frankfort, KY 40601	502-564-3410	<input type="checkbox"/> Stream Construction Permits per KRS 151.250 (floodplains, etc.) <input type="checkbox"/> Private wastewater treatment plans with surface discharge <input type="checkbox"/> Sanitary sewer extension that includes a manhole or lift station <input type="checkbox"/> Extension or addition to a sanitary sewer district with no structures <input type="checkbox"/> Individual wastewater pre-treatment facilities <input type="checkbox"/> Private water supply to individual structure (excluding single-family) <input type="checkbox"/> Addition to any new or existing city or county water districts <input type="checkbox"/> Water supply treatment plants

Building Plan Requirements

Building plans must receive approval before a Construction Permit Application (Form 301) will be considered to permit start of construction or substantial remodeling.

<p>1 GENERAL Submit one (1) complete set of building plans and two (2) complete sets of site plans that have been prepared by an individual or design professional for the construction, alteration, or repair of a structure. Make sure plans are legible and complete for ensuring compliance with the regulations. Plans should be a minimum 3/16"=1' scale and size 9 font. Review the plans for compliance with the Kentucky Building Code. Check regulations applicable to building type, such as Kentucky Food Services Regulation, Kentucky Youth Camp Regulation, Kentucky Retail Food Market Regulation, etc. Plans containing the following information shall be considered meeting the requirements for plan submittals.</p>
<p>2 ARCHITECT AND ENGINEER REQUIREMENTS See Page 5.</p>
<p>3 REQUIREMENTS FOR PERSONS WITH DISABILITIES See Page 6.</p>
<p>4 CODES CURRENTLY USED IN KENTUCKY See Page 8.</p>
<p>5 ARCHITECTURAL PLANS</p> <p>SITE SURVEY. Copy of site survey bearing signature and seal of a Kentucky Registered Land Surveyor for new buildings and additions.</p> <p>SITE DIAGRAM. A site plan indicating the size and location of all new and existing construction on the site and distances from these buildings to lot lines. Indicate new building services, utilities location, size and finished grades.</p> <p>CONSTRUCTION PLANS. Scale drawings showing foundation, floor plans and elevations, including structural framing details and notes for all walls, floors, ceilings and roofs. Electrical and mechanical details may be shown on more than one drawing.</p> <p>DETAILS.</p> <p>(1) Section. A cross section through one typical wall showing construction details from footing to and including roof framing. It must demonstrate compliance with the Kentucky Building Code.</p> <p>(2) Electrical Details. Indicating lighting, receptacles, motors and equipment, smoke detectors, service entrance locations (size and type, overhead or underground), panel size, location and number of proposed circuits. A symbol legend shall be included.</p> <p>(3) Plumbing Details. NOT REQUIRED FOR SUBMISSION TO OMPC. Submit to Green River District Health Department. See Other Review/Permitting Agencies on Page 2.</p>

<p>6 ENERGY CONSERVATION CALCULATIONS Include one (1) copy of the Energy Calculation. Ex. Com-check</p>
<p>7 BUILDING PLAN REVIEW APPLICATION (FORM 321) One (1) copy of OMPC Form 321 must be completed and attached to each set of drawings. SEE ATTACHED FORM 321.</p>
<p>8 BUILDING PLAN REVIEW FEE (FORMS 322, 323) The OMPC requires a plan review fee to cover program costs. The fee must accompany the plans in the initial submission. Fees will also be required for shop drawings (see #11 below) and should be submitted with their respective drawings. TO CALCULATE THE FEE, SEE ATTACHED FORMS 322 AND 323.</p>
<p>9 AFFIDAVIT OF ASSURANCES This is not required at time of plan submission. The affidavit is attached to the Building Permit, to be signed when the permit is issued.</p>
<p>10 PLUMBING SUBMISSION NOT REQUIRED FOR SUBMISSION TO OMPC. Submit to Green River District Health Department. See Other Review/Permitting Agencies on Page 2.</p>
<p>11 SHOP DRAWINGS The following, when required, must be submitted by a registered engineer or a competent installing contractor, or licensed contractor:</p> <ul style="list-style-type: none"> <input type="checkbox"/> Fire Alarm System <input type="checkbox"/> Fire Suppression System: Sprinkler, CO2, Clean Agent, Standpipe (See Page 6) <input type="checkbox"/> Tank Installation (Gasoline, LP, Fuel, Oil Tanks, etc.) <input type="checkbox"/> Range Hood Exhaust System <input type="checkbox"/> Range Hood Extinguishing Systems <input type="checkbox"/> Boilers <p>Plans shall be complete and include all specifications. If these plans are to be reviewed at the time of the initial plan submittal, the plans shall be complete with all details including size, make, manufacture, anchors, hangers, covering, along with the required fee and a written request to review these plans.</p>
<p>12 ELECTRICAL INSPECTION Before permanent electrical service can be provided and legal occupancy is issued on a building, the wiring must be approved by a state-certified, local electrical inspector. An electrical permit and fee will be required. The OMPC issues the electrical/ low voltage permit and performs the inspections.</p>

Submission Checklist

The following is a comprehensive listing of the documentation to submit for a complete plan review:

Building Plan Review Checklist		
1	A title block which includes: <input type="checkbox"/> Type of Construction <input type="checkbox"/> Use Group Data: Floor area and occupant load by each use group, with overall totals <input type="checkbox"/> Square Footage <input type="checkbox"/> List of all Installed Fire Protection Systems <input type="checkbox"/> List of all Design Options	REFER TO Chp. 6, KBC Chp. 3, KBC Chp 6, KBC Chp 3, KBC
2	Site Plan Site Survey	105.3, KBC
3	Complete building plans showing use of all areas	
4	All appropriate wall, floor and foundation sections	
5	Complete door schedule with catalog cuts for all doors and hardware, including locksets	
6	Complete window and glazing schedule	
7	Complete interior finish schedule with flame spread ratings	
8	Complete Specifications	
9	List of all rated assemblies, including a diagram of assembly and U. L. or G. A. 600 design number	
10	Details showing all accessibility requirements	See Page 6
11	Floor plan showing location of aisles, storage systems, industrial equipment, etc., where applicable	
12	Statement indicating shop drawings will be submitted for all fire protection systems	
13	Fire Suppression Design Criteria	See Form 324
14	Electrical Plans, showing location of all exits and means of egress lighting	
15	List of all design loads for the building	
16	Complete information for all special occupancy requirements: open well, high rise and covered mall	
17	Complete information for all special structures: sky lights, roof, panels, awnings, etc.	
18	Earthquake Design Data, (Section 1603.1.5) and letter of special inspections, where applicable, by Section 1613 thru 1615 and 1704 of the building code	Chp. 16, KBC See Page 6
19	Signed and Sealed plans and structural calculations, when required	KRS 322 / 323 See Page 5
20	Sequence of operations for all special systems: smoke control, elevator recall, etc.	

Partial Permits

The Building Code Official is authorized to issue a permit for any part of a building or structure before the entire plan package has been submitted (fast tracking). Upon request, the Building Code Official is also authorized to issue partial permits if an entire plan package has been filed but falls short of meeting the requirements for full permit. Partial Permits are contingent upon adequate information and details having been filed complying with all pertinent requirements of the Code and all other agency requirements, including but not limited to fire department requirements and local government approval of drainage.

Site and Foundation Permit

The following items are required before a Site and Foundation Permit is to be issued. Not all items will be applicable on each project. All drawings shall be dimensioned.

- ARCHITECT/ENGINEER**
The services of an Architect or Engineer shall be confirmed. When their services are required, the plans shall bear the seal and signature of the Architect and/or Engineer. (KRS 322/323 and KBC, Chapter 1, Sections 107 and 122)
- SITE PLAN**
A site plan showing the location of the building and its distance to property lines and other buildings on the same property and finished grades shall be submitted. Local government engineer's approval of site plan is required. (Section 105.3, KBC)
- NOTICE RE: UNDERGROUND SPRINKLER SUPPLY**
Information for the installation of underground sprinkler supply lines shown on the site plan is not covered under a Site and Foundation Permit. If these lines are reviewed, follow NFPA 24. A separate letter of approval or disapproval shall be issued on this work.
- SITE SURVEY**
A plan illustrating the location of property lines and bearing the seal and signature of a land surveyor shall be submitted. (Section 105.3, KBC)
- FOUNDATION PLAN**
A foundation plan and details shall be submitted, including anchorage details, where applicable.
- FLOOR PLANS**
A floor plan of the building with sufficient information to identify the Use Group shall be submitted. (Chapter 3, KBC)
- SEISMIC DESIGN DATA**
Seismic Design Data and Letter of Special Inspection (Sections 1603.1.5 and 1704)
- CONSTRUCTION TYPE**
Sufficient construction details (i.e., exterior walls, interior bearing structure, and floor/roof assembly) shall be submitted to confirm the building will comply with the minimum construction required. (Chapters 5 and 6, KBC)
- FIRE WALLS**
If a firewall is provided, the location of this wall shall be identified on the foundation and floor plans. A full height section through the wall shall be submitted. FIRE WALL - A wall designed with a noncombustible material, specified fire rating and structurally independent to allow collapse of construction on either side without causing collapse of the wall itself. A firewall shall be continuous from footer to or through roof. (Section 706, KBC)
- SUPPRESSION SYSTEM**
Fire suppression design criteria shall be submitted when the project requires a sprinkler system involving more than 10 sprinklers. This applies to limited area systems as well as full coverage systems. (Section 903 KBC)

Site and Foundation Permit CONTINUED

❑ ADDITIONS
If the proposed structure is an addition to an existing structure, information confirming the following shall be submitted: (Section 3401, KBC)
 ❑ Construction Type;
 ❑ Fire wall location, construction and fire rating;
 ❑ Building Area;
 ❑ Number of Stories;
 ❑ Use Group Classification; and
 ❑ Type of suppression system (full coverage of limited area).
❑ FEE
 The architectural plan review fee shall be paid in full before any release for construction can be issued. (109.1, 121, KBC)

Shell Permit

The following items are required before a Shell Permit is to be issued. Not all items will be applicable on each project. All drawings shall be dimensioned. For combined foundation and shell partial permit see site and foundation requirements on page 4/7 and 5/7

❑ THE FOLLOWING ITEMS FROM SITE AND FOUNDATION PERMIT LIST
 ❑ Architect/Engineer
 ❑ Site Plan
 ❑ Site Survey
 ❑ Foundation Plan,
 ❑ Suppression System,
 ❑ Additions
 ❑ Fee
❑ FLOOR PLANS
 A floor plan illustrating location of interior partitions, means of egress, exit access, exit, and exit discharge and identification of rooms shall be submitted.
❑ DOOR SCHEDULE
 This schedule shall identify door size, hardware and fire ratings.
❑ STRUCTURAL PLANS
 All drawings pertinent to the erection of the buildings' structural system shall be submitted. These drawings shall consist of, but are not limited to, exterior/interior load bearing walls, floor/ceiling assemblies, roof structure and all pre-engineered systems (steel building, wood floor/roof trusses, laminated systems, etc.)
❑ EXTERIOR WALLS
 A complete set of construction details illustrating method and materials for the construction of all exterior walls.
❑ FIRE WALLS
 If a firewall is provided or required, the floor plan shall identify its location. A full height section shall be submitted illustrating method and materials for construction. (Section 706, KBC)
❑ FIRE SEPARATION/FIRE PARTITION ASSEMBLIES
 If such a fire rated assembly is required or provided, the floor plan shall identify its location. A full height section shall be submitted illustrating method and materials for construction. (Sections 707 and 708, KBC)
❑ ENERGY CONSERVATION CALCULATIONS
 These calculations are required on all new buildings and additions. See Page 3, #6.

NOTICE: The construction of interior non-load bearing partitions, interior/exterior stairs or ramps, HVAC and electrical systems, and other areas are not in the Shell Permit phase unless so requested.

Architect or Engineer Required?

Plans for new structures, additions or renovations will require the services of an architect and/or an engineer licensed in Kentucky, as indicated in the table below. For complete requirements, see KRS 322 & 323 or the current Kentucky Building Code, Chapter 1, Sections 107 and 122.

Architect and/or Engineer Required by Use, Size

BOTH ARCHITECT AND ENGINEER REQ'D	=	A + E
EITHER ARCHITECT OR ENGINEER REQ'D	=	A or E
Assembly: 100+ persons *		A + E
Business: 100+ persons or 10,000+ sq. ft.		A + E
Churches, including existing areas: 400+ persons and 6000+ sq. ft.		A + E
Mercantile: 100+ persons *		A + E
Residential: 50+ persons or >12 dwelling units		A + E
Mixed Use, combining two or more of above uses: 100+ persons		A + E
Industrial, factory or storage: 100+ persons or 20,000+ sq. ft.		A or E
Institutional Use, regardless of size		A + E
High Hazard, regardless of size		A or E
An architect or engineer is NOT REQUIRED for the following: ❑ Above uses smaller than the capacities or sizes specified ❑ Any building used for farm purposes only ❑ Any structure not classified as a building		
* The occupant load must be calculated using the different occupiable areas within the structure to determine the requirements for an architect or engineer. See table below.		

Maximum Floor Area Allowances per Occupant

USE	FLOOR AREA IN SQUARE FEET PER OCCUPANT
Accessory storage areas, mech. Equipment room..	300 gross
Agricultural building.....	300 gross
Aircraft hangars.....	500 gross
Airport terminal: Baggage claim	20 gross
Baggage handling	300 gross
Concourse.....	100 gross
Waiting areas	15 gross
Assembly: Gaming floors (keno, slots, etc.).....	11 gross
Exhibit Gallery and Museum.....	30 net
Assembly with fixed seats	See Section 1004.4, KBC
Assembly without fixed seats:	
Concentrated (chairs only – not fixed)	7 net
Standing space	5 net
Unconcentrated (tables and chairs).....	15 net
Bowling centers, allow 5 persons for each lane including 15 feet of runway, and for additional areas.....	7 net
Business areas	100 gross
Courtrooms, other than fixed seating areas	40 net
Daycare.....	35 net
Dormitories	50 gross
Educational: Classroom area	20 net
Shops and other vocational room areas	50 net

Maximum Floor Area Allowances per Occupant <i>CONTINUED</i>	
USE	FLOOR AREA IN SQUARE FEET PER OCCUPANT
Exercise rooms.....	50 gross
H-5 Fabrication and manufacturing areas	200 gross
Industrial Areas	100 gross
Institutional Areas: Inpatient treatment areas	240 gross
Outpatient areas.....	100 gross
Sleeping areas	120 gross
Kitchens, commercial	200 gross
Library: Reading rooms	50 net
Stack area	100 gross
Mall building-covered and open	See Section 402.8.2
Mercantile: Basement and grade floor areas.....	30 gross
Areas on other floors	60 gross
Storage, stock, shipping area	300 gross
Parking garages	200 gross
Residential	200 gross
Skating rinks, swimming pools: Rink and pool	50 gross
Decks	15 gross
Stages and platforms.....	15 net
Warehouses	500 gross

Special Information

Accessibility for Persons with Disabilities

All new buildings and facilities, including temporary structures, their associated sites and facilities, shall be accessible to persons with disabilities, including but not limited to Occupants, Employees, Students, Spectators, Participants, and Visitors. (1101 KBC and ANSI A117.1)

Alterations, repairs and additions may be made without requiring other areas of the existing facility to comply with Chapter 11, provided the new work complies and does not result in decreased accessibility. (1101 KBC)

Structural Loads - Earthquake Design Data

Where earthquake loads are applicable, earthquake design data shall be indicated on the construction documents. See Chapter 16, KBC.

Seismic-related Structural Tests and Inspections

Special inspections required by KBC 1704 shall apply to seismic-related construction only, and shall not be mandatory for any other permit or construction. The special inspectors shall be provided by the owner and shall be qualified and approved for the inspection of the work described therein.

Building Permit Requirement. The permit applicant shall submit a statement of special inspections as a condition for permit issuance. This statement shall include a complete list of materials and work requiring special inspection by this section, the inspections to be performed and a list of the individuals, approved agencies and firms intended to be retained for conducting such inspections. (1704.2.3 KBC)

Automatic Sprinklers for Fire Suppression

See the Kentucky Building Code, Chapter 9, for a complete listing and requirements.

Unlike insurance requirements, which are directed primarily toward the prevention of property losses, building codes are aimed at the preservation of life. They carry the force of law and must be complied with. Codes are flexible, however, and blind code compliance alone (as simply meeting insurance requirements) may result in a fire protection system which is over-designed or under-designed with respect to the potential hazard. As a result, it is important to consult with qualified fire protection engineers to insure the most effective protection at the most economical price. (See the Kentucky Building Code for complete listing of all requirements.)

DESIGN CRITERIA. The design of any sprinkler system (10 or more sprinklers) for buildings requiring the services of an Architect or Engineer shall be provided, bearing the seal and signature of a licensed professional engineer (See Page 5), or N.I.C.E.T. Level 3 or 4 Technician. Prior to issuing any permit for construction, the fire suppression design criteria shall be submitted and approved by the Building Code Official. (SEE ATTACHED FORM 324)

INSTALLATION. The installation of all sprinkler system piping (overhead, underground and specialized) shall be performed by a state licensed suppression contractor.

Fire Hazard Evaluation

Hazard Evaluation encompasses two basic considerations:

BUILDING CONSTRUCTION. Considerations include the following:

Location and Exposure. If the building is remote from public fire protection, it must compensate through improved private protection. In addition, the dangers of fire from exposure must be considered, i.e., the possibility of ignition from fire in an adjoining building.

Construction Type. There are five basic types of construction: fire-resistive, non-combustible, heavy timber, ordinary, and wood frame. Each presents special fire protection situations and demands. In addition, such features as framing, walls and partitions, floor and roof assemblies and coverings, interior finishes, floor openings, exit locations, provisions for venting smoke and heat, and types of building equipment and facilities must be evaluated.

BUILDING OCCUPANCY. The second phase of hazard evaluation involves building occupancy, of which there are three main classifications: light hazard, ordinary hazard, and extra hazard. Light hazards include apartments, churches, hotels, schools, office buildings, and similar structures where effective fire protection can be provided by lighter-than-average means. Ordinary hazard occupancies include general mercantile, manufacturing and other industrial properties. Fire protection usually can be provided with a typical sprinkler system. Extra hazard occupancies are the most demanding and specialized. This group covers the storage, manufacturing or processing of highly combustible or explosive products or materials. Because of the variables in manufacturing and handling, each will require a specialized system.

GENERAL

- Plans include floor plan of area hood is installed
- Plans indicate type, dimensions and location of all cooking appliances to be covered
- Plans include shop drawings of hood and duct

TYPE I HOODS

- Shop drawings from the rangehood manufacturer or fabricator Factory built UL 710/UL 710B hoods are exempt from certain IMC requirements including exhaust quantities
- Documentation/details that the Type 1 hood is designed to automatically activate exhaust fan via a heat sensor or other approved means
- Documentation /details that the Type I hood is constructed of minimum #18 Mfg. STD Gauge steel or minimum #20 US STD Gauge Stainless Steel
- Documentation/details that joints on hoods are liquid tight welds
- Provide drawing illustrating clearance to combustibles to hood (18" minimum, exception T308.6)
- For canopy hoods document the height and overhang of hood over cooking surface
- For non-canopy hoods document that the hood is a minimum of 3 feet above the cooking surface

EXHAUST QUANTITIES

(For Non UL 710 hoods or fabricated hoods)

Provide calculations on the minimum exhaust quantities based on the type of cooking surface

- Extra Heavy Duty appliances
- Heavy Duty appliances
- Medium Duty appliances
- Light Duty appliances (Type I & II Hoods)
- Non canopy

MAKE UP AIR (TYPE I & II HOODS)

- Makeup air quantities and method of introduction please note amount $\geq 90\%$ of exhaust air quantity
- Provide manufacturer's specifications for the make up unit including supply amount ranges
- Demonstrate that make up air is tempered to within 10 degrees of conditioned space

GREASE FILTERS

- Provide manufacturer's specifications on the grease filters demonstration that they are listed installed at an angle of 45 degrees and installed a minimum height above the cooking surface based on the type of cooking and Table 507.11

DUCTS SERVING TYPE I HOODS

- Document that the duct is constructed of Min. #16 STD steel or Min. %18 STD Stainless Steel
- Document that all joints in duct are liquid tight welds and that duct is welded to hood
- Demonstrate that the hood has a minimum duct velocity of 500 FPM (Sq. ft. of duct /exhaust quantity)
- Shaft enclosure details if duct is required to be enclosed in a shaft
- Documentation illustrating that duct is a minimum of 40 inches above roof surface or 10 feet above adjoining grade
- Please provide manufacturer's specifications on the up blast fan to be installed illustrating that the supply ranges meet the minimum exhaust quantities
- Provide drawing illustrating clearance to combustibles from the duct (18 min. exception T308.6)

SUPPRESSION SYSTEMS

- Suppression drawings for the hood signed and sealed by a KY rangehood contractor and layout suppression contractor
- Drawing illustrating a manual and automatic means of activating the sprinkler system
- Location of manual pulls illustrating the location is a minimum of 10 feet from hood not to exceed 20 feet mounted 42 minimum to 48 inches maximum above the floor
- Documentation that fuel sources for the cooking appliances shall automatically disconnect upon activation of suppression system and be capable of manual reset
- Location of a Class K fire extinguisher when cooking involves the use of animal oils or fats

TYPE II HOODS

- Documentation that the Type II hood is constructed of minimum #22 Mfg. STD Gauge steel or minimum #24 US STD Gauge Stainless Steel
- Documentation that joints on hoods are liquid tight welds
- Documentation that exhaust terminations are not within 10 foot of air intake openings or shall be 2 feet above air intake opening if outlet is within 10 feet

Type II Ducts and Plenums

- Documentation that ducts and plenums are constructed of rigid metallic material
- Bracing in accordance with Chapter 6

Dishwasher Appliances Exhaust Quantities Roof Guards:

- If required, document the location and details of roof guards for fans that are within 10 feet of roof edge and more than 30 inches above grade of floor roof

Building Trades, Kentucky Licenses, Inspections


BUILDING TRADE	KY Lic. Req'd¹?	Permit or Certificate?	Most Jobs Inspected by²
Gen. Erection / Constr.	No	Permit	Local
Plumbing	Yes	Certificate	State
Sprinklers / Suppress.	Yes	Certificate	Local
Electrical	Yes	Prmt.+ Cert.	Local
Mechanical (HVAC)	Yes	Permit	Local
Elevators	No	Permit	State
Boilers	Yes	Permit	State
Fire Alarm	No	Certificate	Local
Swimming Pool Contr.	No	Permit	Local
Tank Installer	Yes ⁴	Permit ⁴	State HazMat
Manuf'd Hsg. Producer	Yes	Permit	State
Industrialized Bldg. Sys.	Yes	Permit	State

Business License required to work inside city/county. ²State may inspect some local jobs. ⁴State permit issued to certified contractor for underground tanks.

Codes Currently Used in Kentucky

2018 Kentucky Building Code (Based on the 2015 International Building Code)
2018 Kentucky Residential Code (Based on the 2015 International Residential Code)
2015 International Mechanical Code
2012 International Fire Code (New construction projects, only when specifically referenced by the body of KBC)
2009 International Energy Conservation Code (Residential) 2012 International Energy Conservation Code (Commercial)
2009 ICC A117.1 Accessible and Usable Buildings and Facilities
Kentucky State Plumbing Law, Regulations & Code (815 KAR Chapter 20)
State Boiler Regulation (KRS 236, 815 KAR 15)
2012 NFPA 1 Fire Prevention Code (as directed by 815 KAR 10:60 Kentucky Standards of Safety)
2010 NFPA 13-Standard for the Installation of Sprinkler Systems
2010 NFPA 13D-Sprinkler Systems in One- and Two-Family Dwellings and Manufactured Homes
2010 NFPA 13R-Sprinkler Systems in Residential Occupancies Up to and Including Four Stories in Height
2010 NFPA 14-Standpipe, Hose Systems
2009 NFPA 54-National Fuel Gas Code
2011 NFPA 70 National Electrical Code
2010 NFPA 72-National Fire Alarm and Signal Code
2000 NFPA 101-Life Safety Code (Health Care Facilities)
GB-03-01 (not updated yet, this is still based on the 2007 KBC), SEaOK-Special Inspections Guidelines http://seaok.org
The above is for reference only and is only representative of the many codes and standards currently used in Kentucky. For specific applications not listed above, contact the Department of Housing, Buildings and Construction, Division of Building Codes Enforcement at (502) 573-0373 or refer to Chapter 35 of the KBC.

**ATTENTION:
BUILDING CONTRACTORS,
BUD says CALL BEFORE YOU DIG!**



Digging can be an expensive, dangerous venture. Underground facilities are extremely vulnerable to damage during any type of excavating.

So remember... Call BUD Two Working Days Before You Dig in Kentucky. **Call 1-800-752-6007 or 811.**

Notified members will mark their underground lines free of charge! It's your responsibility...

KENTUCKY UNDERGROUND PROTECTION, INC.

Applicant *Please complete all items on form*

1	PROJECT ADDRESS:
2	INSIDE OWENSBORO CITY LIMITS? <input type="checkbox"/> Yes <input type="checkbox"/> No
3	PROJECT NAME:
4	PERSON SUBMITTING PLANS: Name, Company, Phone & Email
5	OWNER: Name, Address, Contact Person, Phone & Email
6	ARCHITECT: Name, Address, Contact Person, Phone & Email
7	ENGINEER: Name, Address, Contact Person, Phone & Email
8	CONTRACTOR: Name, Address, Contact Person, Phone & Email

Building Information *Enter below*

9	USE OF BUILDING: (Sales, Assembly, Factory, etc.)
10	THIS PROJECT INVOLVES: (Check all that apply) <input type="checkbox"/> New Construction <input type="checkbox"/> Alteration and/or Repairs <input type="checkbox"/> Addition(s) <input type="checkbox"/> Change of Use or Occupancy
11	NUMBER OF BUILDINGS in this submittal
12	SQ FT TOTAL IN NEW PROJECT , all under roof out-to-out dimensions on all floors involved in new project
13	SQ FT TOTAL IN EXISTING BUILDING , all under roof out-to-out dimensions on all floors in existing building
14	DATE CONSTRUCTION TO BEGIN
15	DATE ESTIMATED FOR COMPLETION

Review of Building Drawings *Check*

16	<input type="checkbox"/> Full Building Review Requested <input type="checkbox"/> Site & Foundation Review Only <input type="checkbox"/> Shell Review Only <input type="checkbox"/> Other Partial Evaluation (Specify) _____
----	--

Review of Special Plans *Check*

17	<input type="checkbox"/> Automatic Sprinkler <input type="checkbox"/> Foam Suppression System <input type="checkbox"/> Fire Detection System <input type="checkbox"/> Range Hoods <input type="checkbox"/> Standpipe <input type="checkbox"/> Tanks Installation <input type="checkbox"/> CO2 Suppression Sys. <input type="checkbox"/> Clean Agent Suppression <input type="checkbox"/> Dry System <input type="checkbox"/> Spectator Seating <input type="checkbox"/> Other (Specify) _____
----	--

Other Agency Approvals *May affect OMP*
review and approval of building plans

18	GREEN RIVER DISTRICT HEALTH DEPARTMENT: <input type="checkbox"/> Plumbing plans subject to the State Plumbing Code <input type="checkbox"/> On-site sanitary sewage disposal systems (septic systems) <input type="checkbox"/> Projects involving food service, schools, hotels, motels, RV & manufactured housing parks, retail food stores, food mfg. plants, food storage warehouses and youth camps REGIONAL WATER RESOURCE AGENCY: <input type="checkbox"/> Wastewater discharge to sewer other than restrooms, sinks <input type="checkbox"/> Floor drains in any production or material storage areas <input type="checkbox"/> Solvents or hazardous materials to be used or stored <input type="checkbox"/> Wastewater pre-treatment facilities <input type="checkbox"/> Auto/truck service/repair; car/truck wash; commercial laundry; photo/x-ray processing; plant/equipment washing; printing; process wastewater; restaurant; wastewater treatment
----	--

Submit these Completed Items:

- Building Plan Review Application (This Form 321)**
- 1 copy
- All building plans to be reviewed, as noted above**
- 1 set *Minimum 3/16" scale and size 9 font.
- Site plans**
- 2 sets
- Review Fee Worksheet (Form 322) and Fee**
- 1 copy
- Fire Suppression Design Criteria (Form 324)**
- 1 copy, if applicable
- Energy Calculation** - 1 copy

Applicant's Certification
I hereby certify that, to the best of my knowledge, all information hereon and attached is true and accurate. I agree to abide by the effective editions of all applicable codes.

Applicant's Signature Date

Instructions

- This worksheet** includes all the separate plan review fees that may be required as applicable.
- See Form 323** for the amounts of each fee.
- Figure gross square feet in project** by measuring outside dimensions of exterior walls.
- When submitting plans**, please include one (1) completed copy of this worksheet.
- Attach your check**, rounded to the nearest dollar, payable to the "Owensboro Metropolitan Planning Commission."

Identification

Project Site Address	Project Name
----------------------	--------------

Fee Worksheet *See Form 323 for fee amounts*

ITEM	GROSS SQ. FT. IN PROJECT BY OCCUPANCY TYPE	X	REVIEW FEE PER SQ. FT. (See Form 323)
New Construction		X	=
Additions		X	=
Alteration and Repairs		X	=
Change of Use or Occupancy		X	=

SPECIAL ITEM	CALCULATION (See Form 323)	
Automatic Sprinkler Plan		=
Fire Detection System Plan		=
Standpipe Plan		=
Carbon Dioxide Sup. System Plan		=
Clean Agent Supp. System Plan		=
Foam Suppression System Plan		=
Dry Chemical Systems Plan		=
Commercial Range Hoods Plan		=
TOTAL OF ALL FEES DUE		\$

Basic Plan Review Fees

OCCUPANCY TYPE	COST PER SQ. FT.
Assembly	16 cents
Business	15 cents
Day Care Centers	15 cents
Educational	15 cents
High Hazard	16 cents
Factory/Industrial	15 cents
Institutional	16 cents
Mercantile	15 cents
Residential (excluding single family dwellings & duplexes)	15 cents
Storage	15 cents
Utility and Miscellaneous	13 cents
Production Greenhouse	10 cents

New Construction

Plan Review Fees for new buildings, except one and two family dwellings, shall be **calculated by multiplying the total square footage times the cost per square foot of each occupancy type as listed in the table above. \$285.00 minimum fee.**

The outside dimensions of the building will determine total square footage. For buildings with multiple or mixed occupancies, the fee may be calculated using the cost per square foot multiplier of the predominant use.

Additions to Existing Buildings

Plan Review Fees for additions to existing buildings that do not require the entire building to conform to the Kentucky Building Code shall be **calculated by the square footage of the addition only, as determined by outside dimensions. \$285.00 minimum fee.**

Alterations and Repairs

Plan Review Fees for alterations and repairs not otherwise covered by this section shall be **calculated by multiplying the contractor's cost for the alterations or repairs by 0.0030 or calculated as for new construction (above) for the area being altered or repaired, whichever is less. \$285.00 minimum fee.**

Change of Use or Occupancy

Plan Review Fees for existing buildings in which the use group or occupancy type is changed shall be **calculated by using the total square footage of the entire building or structure under the new occupancy type as determined by outside dimensions. \$285.00 minimum fee. "A \$150.00 minimum fee may be assessed for instances where the use changes to a less restrictive occupancy requiring less work."**

Fast Track

Full fee plus 50 percent additional fee with each phase. Additional fee: \$400.00 minimum, \$3,000.00 maximum.

Specialized Plan Review Fees

In addition to the basic fees required at left, the following fees must be paid for the specialized plan reviews listed below, as applicable.

Automatic Sprinkler Plan

Number of Sprinklers	Fee
001-025	\$150
026-100	\$200
101-200	\$250
201-300	\$275
301-400	\$325
401-750	\$375
Over 750	\$375 plus 30 cents per sprinkler head over 750

Fire Detection System Plan

\$275.00	0 - 20,000 square feet
275.00	+ \$30.00 for each 10,000 square feet and portion there of over 20,000 square feet.

Standpipe Plan

\$275.00	Combination Standpipe and Risers plans will be reviewed under the Automatic Sprinkler schedule above.
----------	---

Carbon Dioxide Suppression System Plan

\$275.00	1 - 200 pounds of agent
275.00	+ \$0.05 per pound in excess of 200 pounds

Clean Agent Suppression System Plan

\$275.00	1 - 35 pounds of agent
275.00	+ \$0.10 per pound in excess of 35 pounds
Gaseous systems: \$0.10 per cu. ft., \$150.00 min.	

Foam Suppression System Plan

\$0.50	per gallon of foam concentrate, when not part of an automatic sprinkler system.
275.00	Minimum Fee
1,500.00	Maximum Fee
Foam Suppression System plans that are submitted as part of an automatic sprinkler system will be reviewed under the Automatic Sprinkler schedule above.	

Dry Chemical Systems Plan except range hoods

\$275.00	1 - 30 pounds of agent
275.00	+ \$0.25 per pound in excess of 30 pounds

Commercial Range Hoods Plan

\$225.00	per range hood
150.00	per commercial range hood extinguishing system if submitted separate from range hood system

Spectator Seating

\$275.00	1 to 1,000 seats
275.00	+ \$20.00 for each additional 200 seats in excess of 1,000

Fees effective April 1, 2015

DATE
SUBJECT PROPERTY STREET ADDRESS
PROJECT OR FACILITY NAME

Water Flow Information See Worksheet on Page 2

STATIC	PSI
RESIDUAL	PSI
WATER FLOW	GPM
DURATION Length of time water source is capable of providing adequate water during a fire condition.	MINS
SOURCE OF WATER SUPPLY Tank, Lake, Etc.	
SOURCE OF WATER FLOW DATA Person or persons who conducted test.	
DATE AND TIME OF WATER FLOW TEST Water flow test shall have been conducted within the past six months.	
ANTICIPATED WATER DEMAND Minimum water and pressure required to operate this system.	PSI
	GPM
CLASSIFICATION OF HAZARD(S) Light, Ordinary Group 1, 2, 3, Extra Hazard Group 1, 2.	
OCCUPANCY OF BUILDING Mercantile, Restaurant, Office, School, Industrial Plant, etc.	
SPECIFIC TYPES OF SUPPRESSION SYSTEM(S) Wet, Dry, Preaction, Deluge, etc.	
NFPA STANDARD(S) FOLLOWED IN DESIGN 13,14, 22, 24, 231, 231C, etc.	

I, _____, _____, _____ verify that the fire suppression design criteria are in accordance with all applicable codes and standards adopted by the Commonwealth and that the water flow information noted above is true and accurate. I further acknowledge that I have reviewed the anticipated water demand for this system and find the actual water flow and pressure adequate to serve this system. It is understood that I will be responsible for the approval of the final shop drawings prior to their submittal to the OMPC.	AFFIX ENGINEER'S SEAL AND SIGNATURE HERE
ST. ADDRESS	
CITY	
STATE ZIP	

Date Test Conducted: _____

Static Pressure <i>PSI</i>	Residual Pressure <i>PSI</i>	Pitot Pressure <i>PSI</i>	Flow Table <i>C-_____</i>	Hydrant Nozzle <i>Coefficient</i>	Hydrant <i>#</i>	Hydrant Butt <i>#</i>	Flow Openings <i>Inches</i>	Remarks

INSTRUCTIONS:

1. Sketch site showing road(s), building(s), water main and location of test hydrants.
2. Record test data in table above.
3. Plot graph and determine required design data.
4. Transpose data to Page 1.


SKETCH OF TEST LOCATION



PRESSURE

(Bars = kPa + 100)

GRAPH



GPM	100	200	300	400	500	600	700	800	900	1000	Scale A
Imp Gal	83	167	250	333	416	500	583	667	750	833	
Liters	379	757	1136	1514	1893	2271	2650	3028	3407	3785	
	200	400	600	800	1000	1200	1400	1600	1800	2000	Scale B
	167	333	500	667	833	1000	1167	1333	1500	1667	
	757	1514	2271	3028	3785	4542	5300	6057	6814	7571	
	400	800	1200	1600	2000	2400	2800	3200	3600	4000	Scale C
	333	667	1000	1333	1667	2000	2333	2667	3000	3333	
	1514	3028	4542	6057	7571	9085	10599	12113	13627	15142	

FLOW

Check Scale Used

Applicant Please complete all items on form

1	SUBJECT PROPERTY: Address
1A	INSIDE OWENSBORO CITY LIMITS? <input type="checkbox"/> Yes <input type="checkbox"/> No
2	OWNER: Name, Address, Phone & Email
3	GENERAL CONTRACTOR: Name, Address, Phone & Email
4	ELECTRICAL CONTRACTOR: Name, Address, Phone & Email
5	LOW VOLTAGE CONTRACTOR: Name, Address, Phone & Email
6	MECHANICAL CONTRACTOR: Name, Address, Phone & Email
7	<p>Type of Improvement</p> <input type="checkbox"/> ELECTRICAL WORK <input type="checkbox"/> Parking lot construction <input type="checkbox"/> Carport, garage construction <input type="checkbox"/> Other accessory building construction <input type="checkbox"/> Manufactured home installation: Year _____ Size _____ <input type="checkbox"/> Rehabilitation of existing building <input type="checkbox"/> Addition to existing building <input type="checkbox"/> New building construction
8	<p>Principal Type of Structure</p> <input type="checkbox"/> Basement <input type="checkbox"/> Crawl space <input type="checkbox"/> Slab <input type="checkbox"/> Wood frame <input type="checkbox"/> Masonry bearing walls <input type="checkbox"/> Structural steel <input type="checkbox"/> Reinforced concrete <input type="checkbox"/> Vinyl siding <input type="checkbox"/> Other _____ <input type="checkbox"/> Brick veneer <input type="checkbox"/> Wood siding <input type="checkbox"/> Steel siding <input type="checkbox"/> Aluminum siding
9	<p>Type of Occupancy Proposed Specify</p>
10	<p>IF RESIDENTIAL, indicate total for each:</p> Dwelling units (kitchens) proposed _____ Bedrooms _____ Full bathrooms _____ Partial bathrooms _____

Building & Parking Information

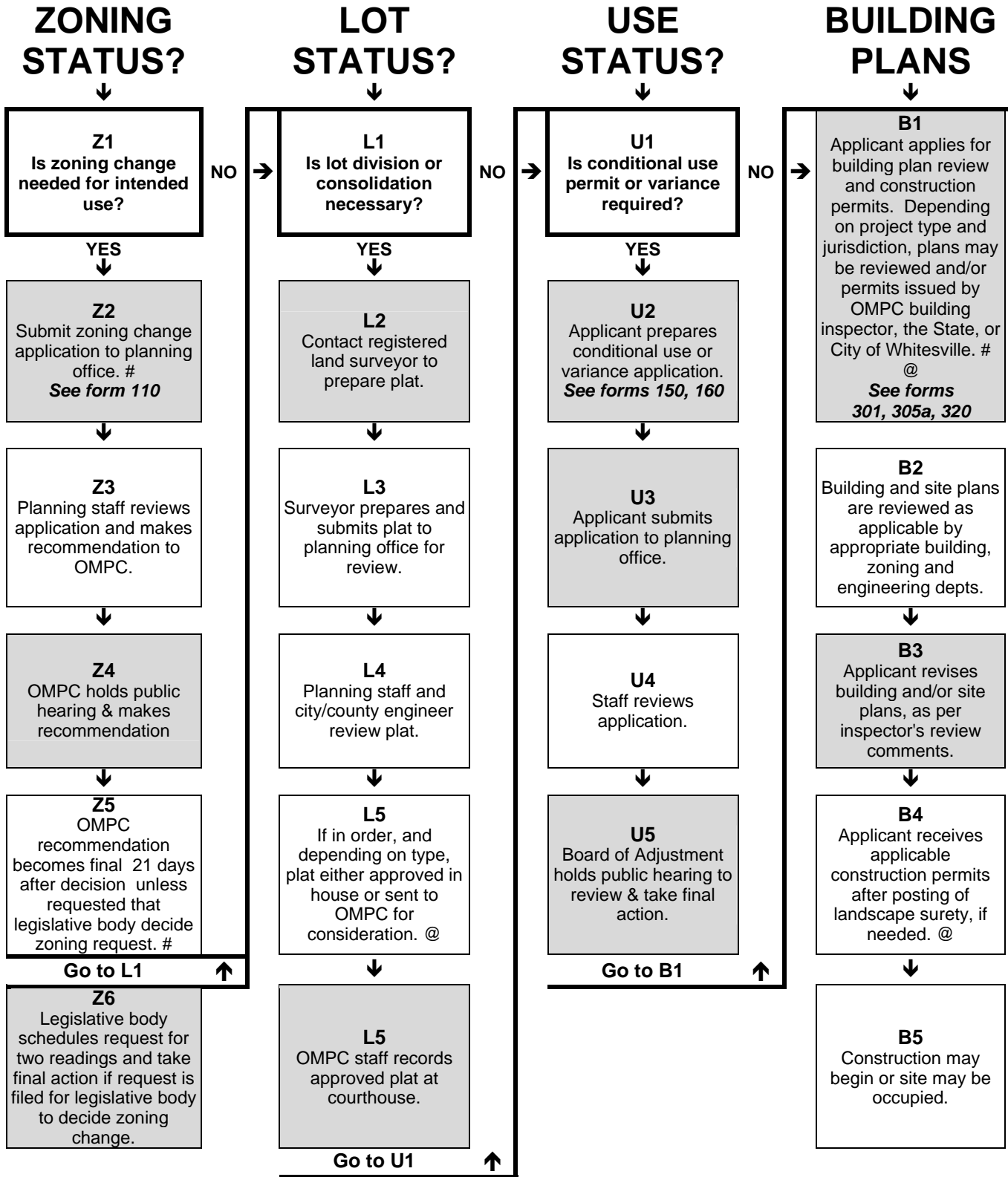
	FLOOR AREA	EXISTING SQ FT	NEW SQ FT
11	Basement		
12	First Floor		
13	Second Floor		
15	Additional Floors		
16	Attached Garage		
17	Detached Garage		
18	Detached Other		
19	Carport		
20	Covered Porches		
21	TOTALS		
22	Num. of Bldgs.		
23	Parking Spaces		
24	Parking SQ FT		
25	CONSTR. COST	\$ _____	
Building Plan Review Status			
26	<input type="checkbox"/> NOT REQUIRED (1- or 2-Family Res., etc.) <input type="checkbox"/> LOCAL REVIEW: <input type="checkbox"/> OMPC Form 321 approved <input type="checkbox"/> STATE REVIEW: <input type="checkbox"/> State approval submitted to OMPC		
Site Information			
27	Lot Size (Sq Ft or Ft x Ft) _____		
28	Lot in Floodplain? <input type="checkbox"/> No <input type="checkbox"/> Yes, Flood Elev. _____		
29	State Stream Construction Permit? <input type="checkbox"/> Pending <input type="checkbox"/> Submitted <input type="checkbox"/> Within previously approved development		
Type of Plan Drawing			
<i>One of the following types of plan drawings must accompany this application upon submission:</i>			
30	<input type="checkbox"/> DEVELOPMENT PLAN approved by the OMPC <i>See Zoning Ordinance Article 16, OMPC Form 121</i> <input type="checkbox"/> SITE PLAN with Landscaping Plan <i>See OMPC Form L1 Landscaping for requirements</i> <input type="checkbox"/> BASIC SITE PLAN <i>One- and 2-family buildings on individual lots and other structures as permitted by the building official.</i> Required for new construction, additions to or relocations of principal structures. Draw to scale or show all property, building and yard dimensions. Show on site plan proposed changes to public sidewalks, curbs or driveway aprons. Include north arrow.		
Applicant's Certification			
31	I hereby certify that, to the best of my knowledge, all information hereon and attached is true and accurate. I agree to abide by the effective editions of the Kentucky Building Code, National Electrical Code, Zoning Ordinance, and all conditions placed on approved plans and permits.		
		Applicant's Signature _____	Date _____

CONSTRUCTION COST			BUILDING PERMIT FEE		
Above \$0	Up to and including	\$3,000	\$20		
\$3,000		\$100,000	\$20 + \$3	for each \$1,000 above \$3,000	
\$100,000		\$500,000	\$311 + \$2	for each \$1,000 above \$100,000	
\$500,000		\$10,000,000	\$1,111 + \$1	for each \$1,000 above \$500,000	
\$10,000,000			\$10,611 + \$0.50	for each \$1,000 above \$10,000,000	

(\$000)

COST FEE

3 \$20	66 \$209	129 \$369	192 \$495	255 \$621	318 \$747	381 \$873	444 \$999
4 \$23	67 \$212	130 \$371	193 \$497	256 \$623	319 \$749	382 \$875	445 \$1,001
5 \$26	68 \$215	131 \$373	194 \$499	257 \$625	320 \$751	383 \$877	446 \$1,003
6 \$29	69 \$218	132 \$375	195 \$501	258 \$627	321 \$753	384 \$879	447 \$1,005
7 \$32	70 \$221	133 \$377	196 \$503	259 \$629	322 \$755	385 \$881	448 \$1,007
8 \$35	71 \$224	134 \$379	197 \$505	260 \$631	323 \$757	386 \$883	449 \$1,009
9 \$38	72 \$227	135 \$381	198 \$507	261 \$633	324 \$759	387 \$885	450 \$1,011
10 \$41	73 \$230	136 \$383	199 \$509	262 \$635	325 \$761	388 \$887	451 \$1,013
11 \$44	74 \$233	137 \$385	200 \$511	263 \$637	326 \$763	389 \$889	452 \$1,015
12 \$47	75 \$236	138 \$387	201 \$513	264 \$639	327 \$765	390 \$891	453 \$1,017
13 \$50	76 \$239	139 \$389	202 \$515	265 \$641	328 \$767	391 \$893	454 \$1,019
14 \$53	77 \$242	140 \$391	203 \$517	266 \$643	329 \$769	392 \$895	455 \$1,021
15 \$56	78 \$245	141 \$393	204 \$519	267 \$645	330 \$771	393 \$897	456 \$1,023
16 \$59	79 \$248	142 \$395	205 \$521	268 \$647	331 \$773	394 \$899	457 \$1,025
17 \$62	80 \$251	143 \$397	206 \$523	269 \$649	332 \$775	395 \$901	458 \$1,027
18 \$65	81 \$254	144 \$399	207 \$525	270 \$651	333 \$777	396 \$903	459 \$1,029
19 \$68	82 \$257	145 \$401	208 \$527	271 \$653	334 \$779	397 \$905	460 \$1,031
20 \$71	83 \$260	146 \$403	209 \$529	272 \$655	335 \$781	398 \$907	461 \$1,033
21 \$74	84 \$263	147 \$405	210 \$531	273 \$657	336 \$783	399 \$909	462 \$1,035
22 \$77	85 \$266	148 \$407	211 \$533	274 \$659	337 \$785	400 \$911	463 \$1,037
23 \$80	86 \$269	149 \$409	212 \$535	275 \$661	338 \$787	401 \$913	464 \$1,039
24 \$83	87 \$272	150 \$411	213 \$537	276 \$663	339 \$789	402 \$915	465 \$1,041
25 \$86	88 \$275	151 \$413	214 \$539	277 \$665	340 \$791	403 \$917	466 \$1,043
26 \$89	89 \$278	152 \$415	215 \$541	278 \$667	341 \$793	404 \$919	467 \$1,045
27 \$92	90 \$281	153 \$417	216 \$543	279 \$669	342 \$795	405 \$921	468 \$1,047
28 \$95	91 \$284	154 \$419	217 \$545	280 \$671	343 \$797	406 \$923	469 \$1,049
29 \$98	92 \$287	155 \$421	218 \$547	281 \$673	344 \$799	407 \$925	470 \$1,051
30 \$101	93 \$290	156 \$423	219 \$549	282 \$675	345 \$801	408 \$927	471 \$1,053
31 \$104	94 \$293	157 \$425	220 \$551	283 \$677	346 \$803	409 \$929	472 \$1,055
32 \$107	95 \$296	158 \$427	221 \$553	284 \$679	347 \$805	410 \$931	473 \$1,057
33 \$110	96 \$299	159 \$429	222 \$555	285 \$681	348 \$807	411 \$933	474 \$1,059
34 \$113	97 \$302	160 \$431	223 \$557	286 \$683	349 \$809	412 \$935	475 \$1,061
35 \$116	98 \$305	161 \$433	224 \$559	287 \$685	350 \$811	413 \$937	476 \$1,063
36 \$119	99 \$308	162 \$435	225 \$561	288 \$687	351 \$813	414 \$939	477 \$1,065
37 \$122	100 \$311	163 \$437	226 \$563	289 \$689	352 \$815	415 \$941	478 \$1,067
38 \$125	101 \$313	164 \$439	227 \$565	290 \$691	353 \$817	416 \$943	479 \$1,069
39 \$128	102 \$315	165 \$441	228 \$567	291 \$693	354 \$819	417 \$945	480 \$1,071
40 \$131	103 \$317	166 \$443	229 \$569	292 \$695	355 \$821	418 \$947	481 \$1,073
41 \$134	104 \$319	167 \$445	230 \$571	293 \$697	356 \$823	419 \$949	482 \$1,075
42 \$137	105 \$321	168 \$447	231 \$573	294 \$699	357 \$825	420 \$951	483 \$1,077
43 \$140	106 \$323	169 \$449	232 \$575	295 \$701	358 \$827	421 \$953	484 \$1,079
44 \$143	107 \$325	170 \$451	233 \$577	296 \$703	359 \$829	422 \$955	485 \$1,081
45 \$146	108 \$327	171 \$453	234 \$579	297 \$705	360 \$831	423 \$957	486 \$1,083
46 \$149	109 \$329	172 \$455	235 \$581	298 \$707	361 \$833	424 \$959	487 \$1,085
47 \$152	110 \$331	173 \$457	236 \$583	299 \$709	362 \$835	425 \$961	488 \$1,087
48 \$155	111 \$333	174 \$459	237 \$585	300 \$711	363 \$837	426 \$963	489 \$1,089
49 \$158	112 \$335	175 \$461	238 \$587	301 \$713	364 \$839	427 \$965	490 \$1,091
50 \$161	113 \$337	176 \$463	239 \$589	302 \$715	365 \$841	428 \$967	491 \$1,093
51 \$164	114 \$339	177 \$465	240 \$591	303 \$717	366 \$843	429 \$969	492 \$1,095
52 \$167	115 \$341	178 \$467	241 \$593	304 \$719	367 \$845	430 \$971	493 \$1,097
53 \$170	116 \$343	179 \$469	242 \$595	305 \$721	368 \$847	431 \$973	494 \$1,099
54 \$173	117 \$345	180 \$471	243 \$597	306 \$723	369 \$849	432 \$975	495 \$1,101
55 \$176	118 \$347	181 \$473	244 \$599	307 \$725	370 \$851	433 \$977	496 \$1,103
56 \$179	119 \$349	182 \$475	245 \$601	308 \$727	371 \$853	434 \$979	497 \$1,105
57 \$182	120 \$351	183 \$477	246 \$603	309 \$729	372 \$855	435 \$981	498 \$1,107
58 \$185	121 \$353	184 \$479	247 \$605	310 \$731	373 \$857	436 \$983	499 \$1,109
59 \$188	122 \$355	185 \$481	248 \$607	311 \$733	374 \$859	437 \$985	500 \$1,111
60 \$191	123 \$357	186 \$483	249 \$609	312 \$735	375 \$861	438 \$987	501 \$1,112
61 \$194	124 \$359	187 \$485	250 \$611	313 \$737	376 \$863	439 \$989	502 \$1,113
62 \$197	125 \$361	188 \$487	251 \$613	314 \$739	377 \$865	440 \$991	503 \$1,114
63 \$200	126 \$363	189 \$489	252 \$615	315 \$741	378 \$867	441 \$993	504 \$1,115
64 \$203	127 \$365	190 \$491	253 \$617	316 \$743	379 \$869	442 \$995	505 \$1,116
65 \$206	128 \$367	191 \$493	254 \$619	317 \$745	380 \$871	443 \$997	506 \$1,117



Steps where applicant attends meeting or completes necessary paperwork.

Steps where a development plan may be required.

@ Steps where surety may be required for installation of improvements.

X Please review and Comment by this date: _____ X Approved by OMPC; copy for your files.	120	121	130	132	133	121/132
	Prelim. Devel. Plan	Final Devel. Plan	Minor Subdiv. Plat	Major Subdiv. Prelim. Plat	Major Subdiv. Final Plat	Combin. Devel. Plan/ Prelim. Plat
ENGINEERING / BUILDING / SEWER						
Owensboro City Engineering Joe Scheppers 270-687-8641 /Mike Hamilton 687-8644	Oboro limits	Oboro limits	Oboro limits	Oboro limits	Oboro limits	Oboro limits
OMPC Building & Electrical Jim Mischel 270-687-8661	all	all	all	all	all	all
Whitesville Building/Sewers / Janet Perez 270-233-5666 POBox 51, Whitesville, KY 42378	Whitesvl sewers	Whitesvl sewers	Whitesvl sewers	Whitesvl sewers	Whitesvl sewers	Whitesvl sewers
Daviess County Engineering Mark Brasher, 270-683-3243	unincor- porated	unincor- porated	unincor- porated	unincor- porated	unincor- porated	unincor- porated
Regional Water Resource Agency David Hawes 270-687-8440 / 1722 Pleasant Valley Rd. POBox 10003, Owensboro, KY 42302-9003		RWRA facilities		RWRA facilities	RWRA facilities	RWRA facilities
KY Transportation Cabinet, Dept. of Highways Kenny Potts 270-824-7080, Fax 270-824-7091 1840 N.Main St. Madisonville, KY 42431-5003		state hwy access limit	state hwy access limit	state hwy access limit	state hwy access limit	state hwy access limit
Green River District Health Department David Miller, Ryan Christian 270-686-7747 POBox 309, Owensboro, KY 42302-0309			septic lots <1 acre	septic lots <1 acre	septic lots <1 acre	septic lots <1 acre
OMU Billing Office Jennifer Atwell 270-926-3200 ext 217		acre+		all	all	all
US Postal Service / Marty Cleland 270/684-2301 54 Bon Harbor Hills, Owensboro, KY 42301-9998				new streets		new streets
Daviess Co. Schools Transpo. Dept. Kenny Onstott 270-852-7085 1621 Southtown Blvd., Owensboro, KY 42301				new streets		new streets
WATER SUPPLY						
OMU Water Department Matt Alvey 270-926-3200 ext 266		acre+		all	all	all
W&SE Daviess Co. Water dists. / William Higdon 270- 685-5594 / 3400 Bittel Rd., Owensboro, KY 42301		acre+		all	all	all
E. Daviess Co. Water Assoc. / Kasey Emmick 270- 281-5187 / 9210 KY 144, Philpot, KY 42366		acre+		all	all	all
Ohio County Water Dist. / Walt Beasley 270-298-7704 130 East Washington St., Hartford, KY 42347		acre+		all	all	all
Whitesville Water District / Pat Burch 270-233-5666 POBox 51, Whitesville, KY 42378		acre+		all	all	all
ELECTRICITY						
OMU Transmission & Distribution Austin McLimore 270-926-3200 ext 464		acre+		all	all	all
Kenergy Corporation Rob Stumph 270-926-4141 ext 3849		acre+		all	all	all
TELEPHONE / 911 MSAG						
AT&T - Owensboro Dennis Whitehouse 270-685-6755		acre+	all	all	all	all
AT&T - AFIG 911 Maintenance Specialist 888-588-2528 209 E Capital St, Room 500, Jackson, MS 39205				new streets		new streets
NATURAL GAS						
Atmos Energy Kevin Dobbs 1-888-954-4321 3275 Highland Pointe Dr, Owensboro, KY 42303		acre+		all	all	all
FIRE PROTECTION						
Owensboro Fire Department Steven Mitchell 270-687-8405		acre+		all	all	all
Daviess County Fire Department Dwane Smeathers, 270-685-8440 2140 Airport Rd., Owensboro, KY 42301		acre+		all	all	all